

Gefen

®

Audio Extender

EXT-AUD-1000
USER MANUAL



www.gefen.com

ASKING FOR ASSISTANCE

Technical Support:

Telephone (818) 772-9100
(800) 545-6900

Fax (818) 772-9120

Technical Support Hours:

8:00 AM to 5:00 PM Monday thru Friday Pacific Time

Write To:

Gefen, Inc.
c/o Customer Service
20600 Nordhoff Street
Chatsworth, CA 91311

www.gefen.com
support@gefen.com

Notice

Gefen, LLC reserves the right to make changes in the hardware, packaging and any accompanying documentation without prior written notice.

The Audio Extender is a trademark of Gefen, LLC

© 2010 Gefen, LLC, All Rights Reserved
All trademarks are the property of their respective owners.

TABLE OF CONTENTS

- 1 Introduction
- 2 Box Contents
- 3 How to Connect the Audio Extender
- 4 Link Cable - Wiring Diagram
- 5 System Specifications
- 6 Warranty

INTRODUCTION

Thank you for purchasing the Audio Extender series.

Gefen's line of KVM (Keyboard Video & Mouse), ADC, DVI, USB, switches, extenders, converters and splitters is designed to make computer use more comfortable, more productive and less expensive.

KVM switches allow access to multiple computers from a single keyboard, while the extenders give the user control over a computer up to 330 feet away from the work area.

Gefen products offer solutions for noise, space and security concerns, data center control, information distribution, conference room presentation, and school and corporate training environments.

How it works

The Audio Extender allows audio devices to be extended up to 1000 feet using CAT-5 cables. The Audio Extender send unit is connected directly to the source with the supplied audio cable. A CAT-5 cable is used to connect the Audio Extender send unit to the Audio Extender receive unit.

OPERATION NOTES

READ THESE NOTES BEFORE INSTALLING OR OPERATING THE AUDIO EXTENDER SYSTEM

* Industry standard Category-5 (CAT-5) cables are used to link the Audio Extender sender and receiver boxes together.

* The Audio Extender units are housed in a metal box for better RF shielding.

FEATURES

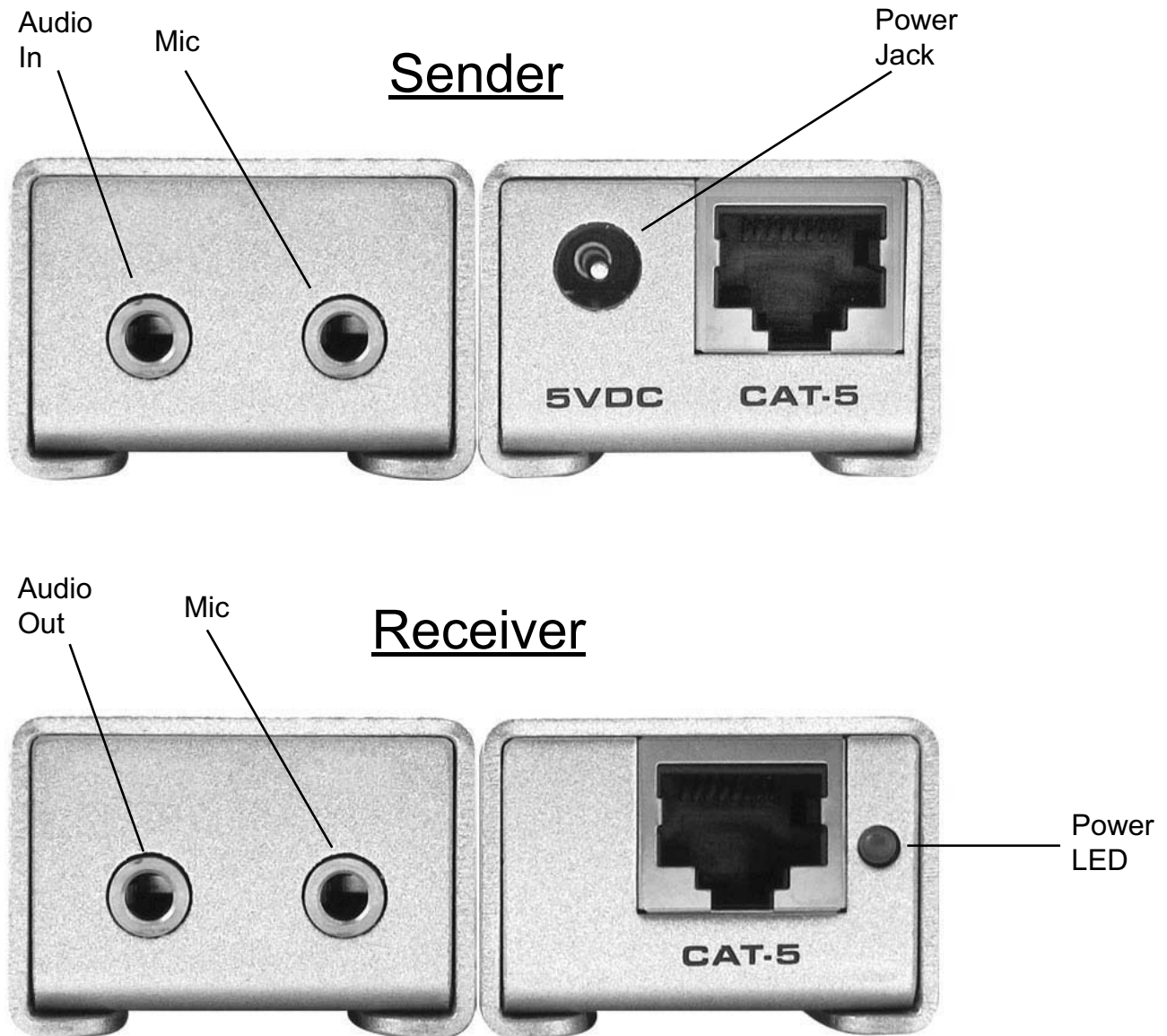
Features:

- Extends any unbalanced analog audio device up to 1000 feet (300 meters) from the source
- One CAT-5e cable used for extension
- Bidirectional transmission for speaker and microphone

Includes:

- (1) Audio Extender Sender Unit
- (1) Audio Extender Receiver Unit
- (1) 5V DC power supply
- (1) 6ft Audio Cable
- (1) User Manual

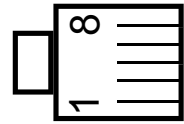
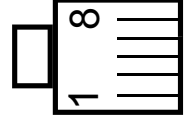
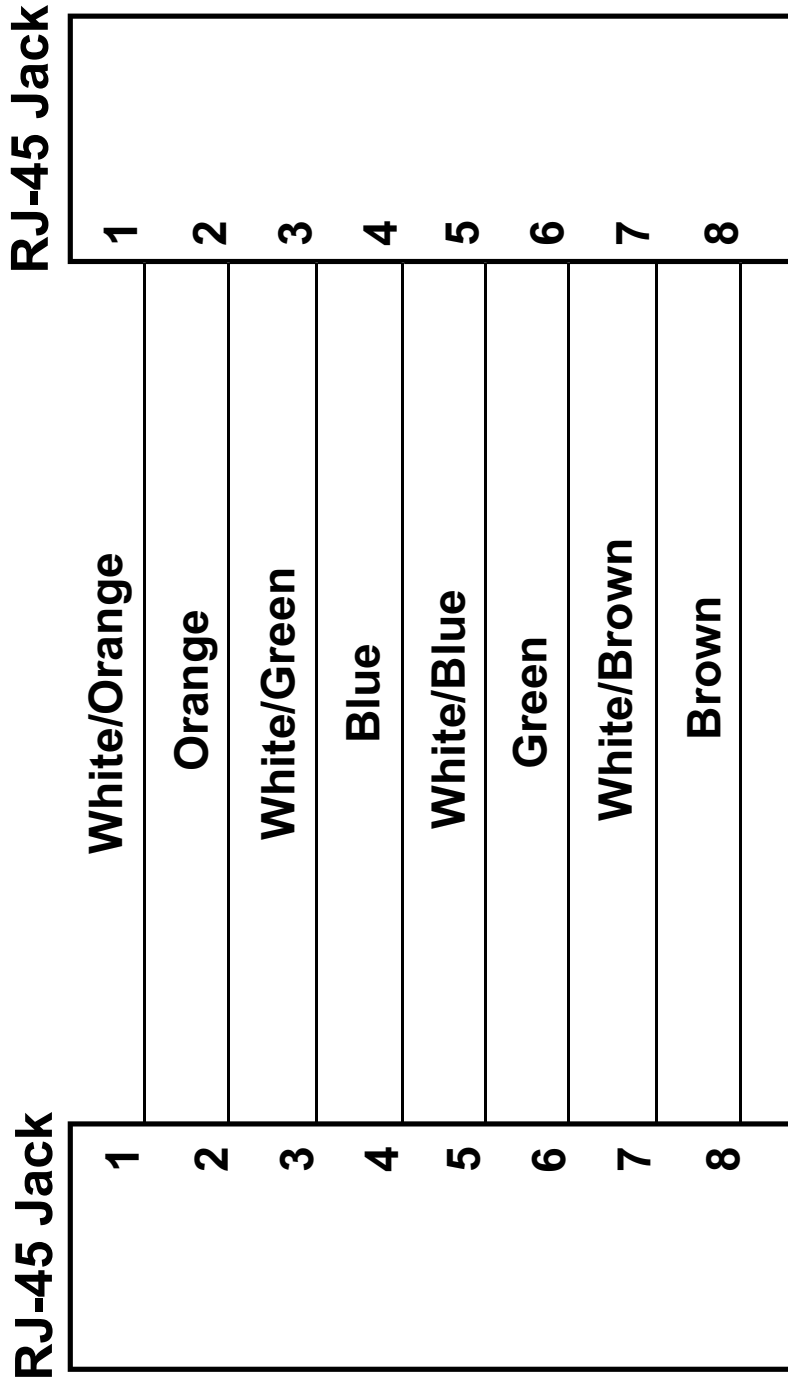
HOW TO CONNECT THE AUDIO EXTENDER



How to Connect the Audio Extender

- 1- Connect the supplied Audio cables from the source Audio port into the Audio extender send unit.
- 2- Connect the CAT5 cable from the send unit to the receive unit.
- 3- Connect your Audio devices into the Audio extender receiver unit.
- 4- Plug the 5 volt power supply into the Audio extender send unit.

LINK CABLE - WIRING DIAGRAM



SPECIFICATIONS

Sample Rate	5 kHz (min) - 48 kHz (max)
Frequency Response	20Hz - 20kHz
Input/Output	mini-stereo 3.5mm
Link Connector	RJ-45 Shielded
Power Consumption	5 Watts (max)
Power Supply	5 VDC (External)
Dimensions	1 1/4"H x 1 1/2"W x 2.75"D
Weight	3 lbs

WARRANTY

Gefen warrants the equipment it manufactures to be free from defects in material and workmanship.

If equipment fails because of such defects and Gefen is notified within two (2) years from the date of shipment, Gefen will, at its option, repair or replace the equipment, provided that the equipment has not been subjected to mechanical, electrical, or other abuse or modifications. Equipment that fails under conditions other than those covered will be repaired at the current price of parts and labor in effect at the time of repair. Such repairs are warranted for ninety (90) days from the day of reshipment to the Buyer.

This warranty is in lieu of all other warranties expressed or implied, including without limitation, any implied warranty or merchantability or fitness for any particular purpose, all of which are expressly disclaimed.


1. Proof of sale may be required in order to claim warranty.
2. Customers outside the US are responsible for shipping charges to and from Gefen.
3. Copper cables are limited to a 30 day warranty and cables must be in their original condition.

The information in this manual has been carefully checked and is believed to be accurate. However, Gefen assumes no responsibility for any inaccuracies that may be contained in this manual. In no event will Gefen be liable for direct, indirect, special, incidental, or consequential damages resulting from any defect or omission in this manual, even if advised of the possibility of such damages. The technical information contained herein regarding the features and specifications is subject to change without notice.

For the latest warranty coverage information, please visit Gefen's Warranty web page at <http://www.gefen.com/kvm/aboutus/warranty.jsp>

PRODUCT REGISTRATION

Please register your product online by visiting Gefen's web site at <http://www.gefen.com/kvm/Registry/Registration.jsp>



20600 Nordhoff St., Chatsworth CA 91311

1-800-545-6900 818-772-9100 fax: 818-772-9120

www.gefen.com support@gefen.com



This product uses UL listed power supplies.